



Viewing your Dashboard on the CVAS Client Portal

To provide more complete access to results for our users, CVAS has updated our client portal to include a "Dashboard" tab that provides access to an overview of your latest 100 samples along with quick access to samples by farm across the last 14 days.

1. After logging into your CVAS client portal by using the Login link on the home page (www.foragelab.com) you will be directed to a tab labeled "Dashboard".

| | | | | | | | |
|------------------|----------------------|------------------|-------------|------------|---------------------|-------------------|-------------|
| Dashboard | Forage and Feed Data | Specialty Report | Manure Data | Water Data | Global Data Summary | Sample Submission | Bulk Export |
|------------------|----------------------|------------------|-------------|------------|---------------------|-------------------|-------------|

Viewing Sample Information & Analysis Results Report

2. From here you may view some general info on your latest 100 samples such as farm, description, and feed type. You will also be able to view the status of your sample, the notes, and the source of each. If available, you also have access to view the photo of your sample that was taken at the lab, by clicking the **magnifying glass** under 'Image'.

| Latest 100 Samples | | | | | | | | | | | | | | |
|--------------------------|--------|------|-------|-----|----------|------------|--------------------------------|-----------------------|---------|----------------|------------|----------|-------|--------|
| <input type="checkbox"/> | Report | Farm | Image | XML | Lab ID | FARM | DESCRIPTION | FEED TYPE | STATUS | Completed Date | Report Ver | Reviewed | NOTES | SOURCE |
| | | | | | 30536000 | QC | QC | COMMERCIAL FEED MIX | Pending | | | ✗ | Notes | Source |
| | | | | | 30536060 | QC | QC | COMMERCIAL FEED MIX | Pending | | | ✗ | Notes | Source |
| | | | | | 30536040 | QC | QC | COMMERCIAL FEED MIX | Pending | | | ✗ | Notes | Source |
| | | | | | 30536020 | QC | QC | COMMERCIAL FEED MIX | Pending | | | ✗ | Notes | Source |
| | | | | | 30536002 | AAFCO | AAFCO | DISTILLERS GRAIN, DRY | Pending | | | ✗ | Notes | Source |
| | | | | | 30536001 | QC | QC | COMMERCIAL FEED MIX | Pending | | | ✗ | Notes | Source |
| | | | | | 30535100 | QC | QC | COMMERCIAL FEED MIX | Pending | | | ✗ | Notes | Source |
| | | | | | 30535080 | QC | QC | COMMERCIAL FEED MIX | Pending | | | ✗ | Notes | Source |
| | | | | | 30535063 | 1269033379 | 10149 BEEF BLOOD-JBS CACTUS | BLOOD MEAL | Pending | | | ✗ | Notes | Source |
| | | | | | 30535062 | 1269033379 | 10149 BEEF BLOOD-JBS CACTUS | BLOOD MEAL | Pending | | | ✗ | Notes | Source |
| | | | | | 30535060 | QC | QC | COMMERCIAL FEED MIX | Pending | | | ✗ | Notes | Source |
| | | | | | 30535058 | 1269033352 | AGRIGOLD (50020) | Misc-unknown | Pending | | | ✗ | Notes | Source |
| | | | | | 30535057 | 1269033419 | AGRIBLUE (50000) | Misc-unknown | Pending | | | ✗ | Notes | Source |
| | | | | | 30535056 | 1269033388 | PROVAAL METAATEIN (PI) (30045) | Misc-unknown | Pending | | | ✗ | Notes | Source |

3. Below you may view more specific information regarding all samples by farm within the last 2 weeks, viewing information such as the sample, the graph nutrient, and the standard deviation.

To view this information, click on the green labels 'View Samples', 'Graph Nutrient', and 'View StdDev' to open and view data for your desired sample chosen.

* Please keep in mind, this process can only be done for one report at a time.

| Samples By Farm (Last 2 Weeks) | | | | | |
|--------------------------------|------------|---------------------|------------------------------|--------------------------------|-----------------------------|
| Select | Farm Name | Source Group Option | View Samples | Graph Nutrient | View StdDev |
| <input type="radio"/> | 1244029193 | | View Samples | Graph Nutrient | View StdDev |
| <input type="radio"/> | 1244029197 | | View Samples | Graph Nutrient | View StdDev |
| <input type="radio"/> | 1244029198 | | View Samples | Graph Nutrient | View StdDev |
| <input type="radio"/> | 1244029247 | | View Samples | Graph Nutrient | View StdDev |
| <input type="radio"/> | 1244029301 | | View Samples | Graph Nutrient | View StdDev |
| <input type="radio"/> | 1244029303 | | View Samples | Graph Nutrient | View StdDev |
| <input type="radio"/> | 1244029305 | | View Samples | Graph Nutrient | View StdDev |
| <input type="radio"/> | 1244029352 | | View Samples | Graph Nutrient | View StdDev |



Viewing and Downloading Forage and Feed Data Reports on CVAS Client Portal

To provide access to results for our users, CVAS has a client portal to include a "Forage and Feed Data" tab that provides access to Excel downloadable files of all Manure Data reported to our clients.

NOTES:

- Status 'Completed' will show you samples that have been completed and have results that are readily available.
- Status 'Pending' will allow you to view and track your sample through to completion.
- Lab ID 'Batch' refers to the first 5 digits of the Lab ID
- Lab ID 'Code' refers to the last 3 digits of the Lab ID

1. After logging into your CVAS client portal by using the Login link on the home page (www.foragelab.com) you will see a tab titled "Forage and Feed Data".



2. Once you have selected Forage and Feed Data and are looking at your samples, click the drop down menu towards the left to select the sample 'Status'. Select '**Completed**', and automatically all completed samples will begin to load.

3. When reviewing Completed samples, you may narrow the search if you choose, by using fields such as Lab ID, account last name, farm name, sample description, feed class, and date range. Search as desired, then click "Search" on the right-hand side.

| Farm | Ver | Status | Lab ID | Acc Last Name | Farm Name | Sample Description | Feed Class | Sampled | Arrived | Date | Toxin |
|------|-----|-----------|----------|---------------|-----------|--------------------|---------------------|---------|------------|----------------------|-------|
| | | Completed | | | | | | | | 4/1/2021 6/1/2021 | |
| | 1 | Completed | 30493100 | WARD | QC | QC | COMMERCIAL FEED MIX | | 05/27/2021 | 06/01/2021 | |
| | 1 | Completed | 30493080 | WARD | QC | QC | COMMERCIAL FEED MIX | | 05/27/2021 | 06/01/2021 | |

4. Once you have narrowed your search and are looking at your samples, you may now select your desired samples by selecting all, or selecting them separately by using the boxes on the left.

Dashboard | **Forage and Feed Data** | Specialty Report | Manure Data | Water Data | Global Data Summary | Sample Submission | Bulk Export

Viewing Sample Information & Analysis Results Report

Manage Custom Excel | Create Excel template | **Reset filters**

Select Report: [dropdown] IMPERIAL_Mcal_lb [Go] Select Export: [dropdown] [Go]

Page size: 100 3340 items in 34 pages

| Farm | Ver | Status | Lab ID | Acc Last Name | Farm Name | Sample Description | Feed Class | Sampled | Arrived | Date | Toxin |
|------------------------------|-----|-----------|-------------------------------|---------------|-----------|--------------------|---------------------|---------|------------|----------------------|---------------|
| <input type="checkbox"/> All | | Completed | Batch Code from Code to | | | | | | | 4/1/2021 6/1/2021 | Search |
| <input type="checkbox"/> | 1 | Completed | 30493100 | WARD | QC | QC | COMMERCIAL FEED MIX | | 05/27/2021 | 06/01/2021 | |
| <input type="checkbox"/> | 1 | Completed | 30493080 | WARD | QC | QC | COMMERCIAL FEED MIX | | 05/27/2021 | 06/01/2021 | |

5. Now choose the **Report** you would like to generate for the samples chosen. Once you have chosen the report type from the top left, you may click 'Go' and your report will automatically generate. You may **download or print** the report and repeat steps 1-5 as needed.

Dashboard | **Forage and Feed Data** | Specialty Report | Manure Data | Water Data | Global Data Summary | Sample Submission | Bulk Export

Viewing Sample Information & Analysis Results Report

Manage Custom Excel | Create Excel template | **Reset filters**

Select Report: [dropdown] IMPERIAL_Mcal_lb [Go] Select Export: [dropdown] [Go]

Page size: 100 3340 items in 34 pages

| Farm | Ver | Status | Lab ID | Acc Last Name | Farm Name | Sample Description | Feed Class | Sampled | Arrived | Date | Toxin |
|------------------------------|-----|-----------|-------------------------------|---------------|-----------|--------------------|---------------------|---------|------------|----------------------|---------------|
| <input type="checkbox"/> All | | Completed | Batch Code from Code to | | | | | | | 4/1/2021 6/1/2021 | Search |
| <input type="checkbox"/> | 1 | Completed | 30493100 | WARD | QC | QC | COMMERCIAL FEED MIX | | 05/27/2021 | 06/01/2021 | |
| <input type="checkbox"/> | 1 | Completed | 30493080 | WARD | QC | QC | COMMERCIAL FEED MIX | | 05/27/2021 | 06/01/2021 | |

You can also select the **magnifying glass** on the left side of each sample to separately download PDF's for each desired sample.

* Please keep in mind, this process can only be done for one report at a time.

Dashboard | **Forage and Feed Data** | Specialty Report | Manure Data | Water Data | Global Data Summary | Sample Submission | Bulk Export

Viewing Sample Information & Analysis Results Report

Manage Custom Excel | Create Excel template | **Reset filters**

Select Report: [dropdown] IMPERIAL_Mcal_lb [Go] Select Export: [dropdown] [Go]

Page size: 100 3340 items in 34 pages

| Farm | Ver | Status | Lab ID | Acc Last Name | Farm Name | Sample Description | Feed Class | Sampled | Arrived | Date | Toxin |
|------------------------------|-----|-----------|-------------------------------|---------------|-----------|--------------------|---------------------|---------|------------|----------------------|---------------|
| <input type="checkbox"/> All | | Completed | Batch Code from Code to | | | | | | | 4/1/2021 6/1/2021 | Search |
| <input type="checkbox"/> | 1 | Completed | 30493100 | WARD | QC | QC | COMMERCIAL FEED MIX | | 05/27/2021 | 06/01/2021 | |
| <input type="checkbox"/> | 1 | Completed | 30493080 | WARD | QC | QC | COMMERCIAL FEED MIX | | 05/27/2021 | 06/01/2021 | |

If available, you can select the magnifying glass under '**Farm**' on the left side to separately download PDF's for each Farm Report.

* Again, please keep in mind this process can only be done for one report at a time.

7. To review **Pending samples**, once you have selected Forage and Feed Data and are looking at your samples, click the drop down menu towards the left to select the sample '**Status**'. Select '**Pending**', and automatically all pending samples will begin to load.

8. When reviewing Pending samples, you may narrow the search if you choose, by using fields such as Lab ID, account last name, farm name, sample description, feed class, and date range. Search as desired, then click "Search" on the right-hand side. You may also view and download the Farm Report by clicking the magnifying glass on the left under 'Farm'. Click the magnifying glass in the column to the right of 'Farm', to view the sample photo taken at the lab.



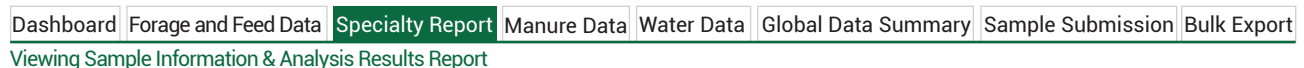
Viewing and Downloading Specialty Reports on CVAS Client Portal

To provide more complete access to results for our users, CVAS has updated our client portal to include a "Specialty Report" tab that provides access to PDF and CSV downloadable files of all specialty results reported to our clients.

NOTES:

- Status 'Completed' will show you samples that have been completed and have results that are readily available.
- Status 'Pending' will allow you to view and track your sample through to completion.
- Lab ID 'Batch' refers to the first 5 digits of the Lab ID
- Lab ID 'Code' refers to the last 3 digits of the Lab ID

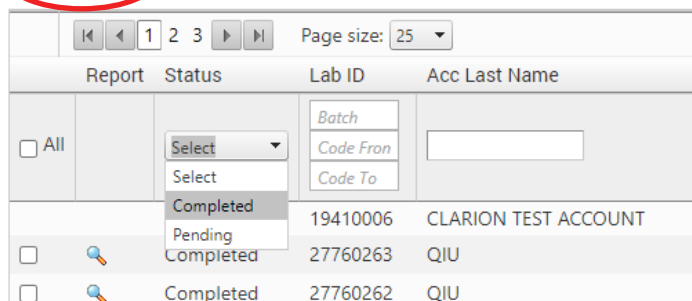
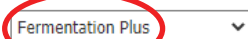
1. After logging into your CVAS client portal by using the Login link on the home page (www.foragelab.com) you will see a tab titled "Specialty Report".



2. Once you have selected Specialty Report and are looking at your samples, click the drop down menu on the top left to select your desired report type. Select the report type you are looking for and your samples of that specialty report type will automatically load in the results section of the page.



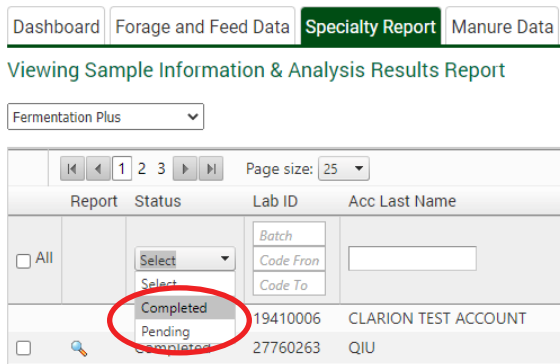
Viewing Sample Information & Analysis Results Report



| Report | Status | Lab ID | Acc Last Name |
|------------------------------|-----------|-------------------------------|----------------------|
| <input type="checkbox"/> All | Select | Batch Code From Code To | |
| <input type="checkbox"/> | Completed | 19410006 | CLARION TEST ACCOUNT |
| <input type="checkbox"/> | Pending | 27760263 | QIU |
| <input type="checkbox"/> | Completed | 27760262 | QIU |

3. Now you have two status options; **Completed or Pending**. You may export results for Completed samples or view the status of your Pending samples.

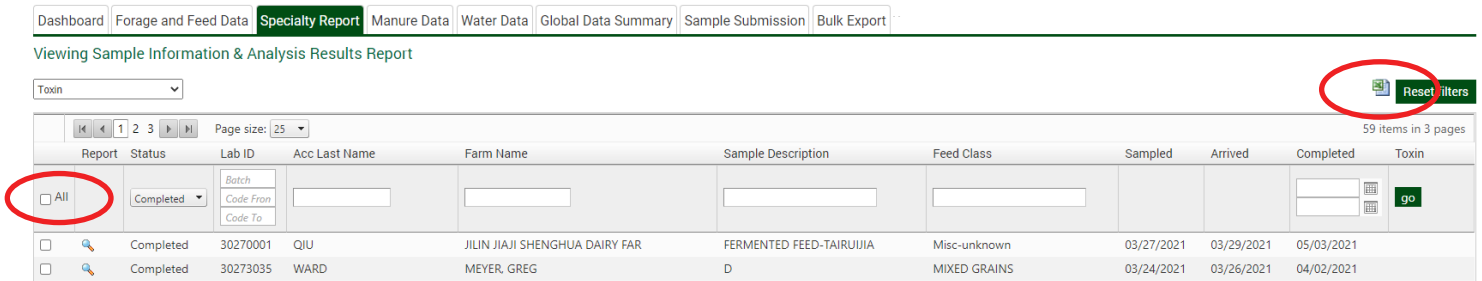
4. Drop down the 'status' menu to select Completed or Pending sample status.



5. When reviewing samples both Completed and Pending, you may narrow the search if you choose, by using fields such as Lab ID, account last name, farm name, sample description, feed class, and date completed. Search as desired, then click "Go" on the right-hand side. Export completed samples or view pending samples as desired.

- When exporting Completed reports, you have a few options;

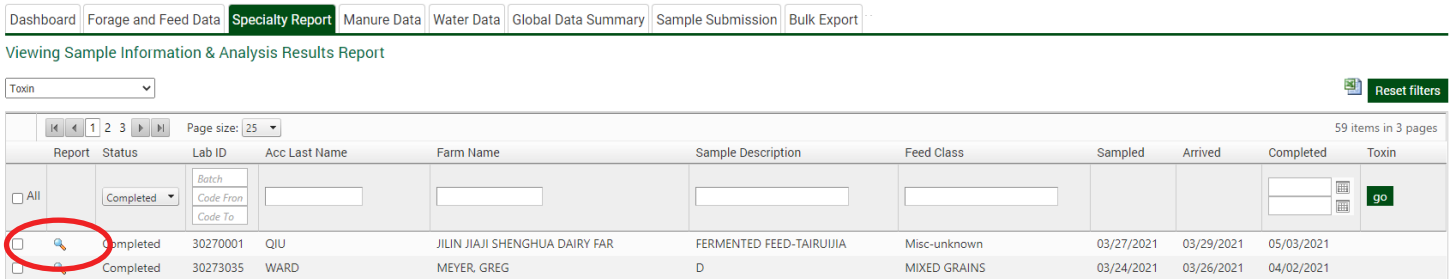
1. Select sample(s) by **selecting them separately** or by clicking "**select all**", and then downloading an **excel report** on the right hand side. This report will include all samples selected.



OR

2. You can select the **magnifying glass** on the left side of each sample and separately download PDF's for each desired sample.

* Please keep in mind, this process can only be done for one report at a time.



- When viewing Pending reports;

1. You can track the progress of your pending samples. 'Sampled' will tell you when you sampled and sent in your material. 'Arrived' will let you know when we received the sample at the lab. As it continues through the process, 'Completed' will let you know the date that the results are available to be viewed and exported.



Viewing and Downloading Manure Data Reports on CVAS Client Portal

To provide access to results for our users, CVAS has a client portal that includes a "Manure Data" tab to provide access to PDF and Excel downloadable files of all Manure Data reported to our clients.

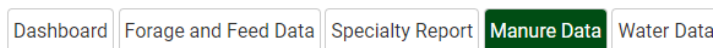
NOTES:

- Status 'Completed' will show you samples that have been completed and have results that are readily available.
- Status 'Pending' will allow you to view and track your sample through to completion.
- Lab ID 'Batch' refers to the first 5 digits of the Lab ID
- Lab ID 'Code' refers to the last 3 digits of the Lab ID

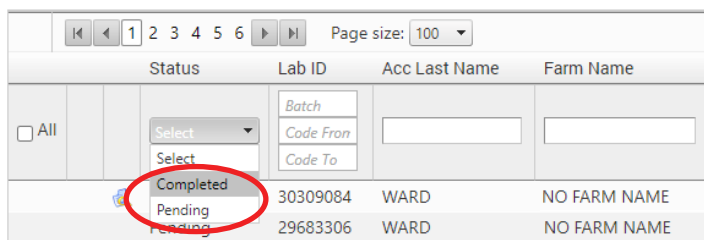
1. After logging into your CVAS client portal by using the Login link on the home page (www.foragelab.com) you will see a tab titled "Manure Data".



2. Once you have selected Manure Data and are looking at your samples, you have two status options; **Completed or Pending**. You may export results for Completed samples or view the status of your Pending samples.



Viewing Sample Information & Analysis Results Report



| Status | Lab ID | Acc Last Name | Farm Name |
|------------------------------|--|----------------------|----------------------|
| <input type="checkbox"/> All | <input type="text" value="Batch"/> <input type="text" value="Code From"/> <input type="text" value="Code To"/> | <input type="text"/> | <input type="text"/> |
| Completed | 30309084 | WARD | NO FARM NAME |
| Pending | 29683306 | WARD | NO FARM NAME |

3. Drop down the 'status' menu to select your desired sample status.

4. When reviewing samples both Completed and Pending, you may narrow the search if you choose, by using fields such as Lab ID, account last name, farm name, sample description, feed class, and date completed. Search as desired, then click "Go" on the right-hand side. Export completed samples or view pending samples as desired.

- When exporting **Completed** reports, you have a few options;

1. Select sample(s) by **selecting them separately** or by clicking "**select all**", and then downloading an **excel report** on the right hand side. This report will include all samples selected.

Dashboard | Forage and Feed Data | Specialty Report | **Manure Data** | Water Data | Global Data Summary | Sample Submission | Bulk Export

Viewing Sample Information & Analysis Results Report Reset Filter

Page size: 100 558 items in 6 pages

| Status | Lab ID | Acc Last Name | Farm Name | Sample Description | Feed Class | Sampled | Arrived | Completed | Toxin |
|------------------------------|-----------|-------------------------------|-----------|--------------------|---------------------|---------------|------------|------------|------------|
| <input type="checkbox"/> All | Completed | Batch Code From Code To | | | | | | | go |
| <input type="checkbox"/> | Completed | 29683320 | WARD | NO FARM NAME | MANURE CHECK SAMPLE | MANURE. SOLID | 05/12/2021 | 05/12/2021 | 05/17/2021 |
| <input type="checkbox"/> | Completed | 29683300 | WARD | NO FARM NAME | MANURE CHECK SAMPLE | MANURE. SOLID | | 04/28/2021 | 05/20/2021 |

OR

2. You can select the **magnifying glass** on the left side of each sample and separately download PDF's for each desired sample.

* Please keep in mind, this process can only be done for one report at a time.

Dashboard | Forage and Feed Data | Specialty Report | **Manure Data** | Water Data | Global Data Summary | Sample Submission | Bulk Export

Viewing Sample Information & Analysis Results Report Reset Filter

Page size: 100 558 items in 6 pages

| Status | Lab ID | Acc Last Name | Farm Name | Sample Description | Feed Class | Sampled | Arrived | Completed | Toxin |
|------------------------------|-----------|-------------------------------|-----------|--------------------|---------------------|---------------|------------|------------|------------|
| <input type="checkbox"/> All | Completed | Batch Code From Code To | | | | | | | go |
| <input type="checkbox"/> | Completed | 29683320 | WARD | NO FARM NAME | MANURE CHECK SAMPLE | MANURE. SOLID | 05/12/2021 | 05/12/2021 | 05/17/2021 |
| <input type="checkbox"/> | Completed | 29683300 | WARD | NO FARM NAME | MANURE CHECK SAMPLE | MANURE. SOLID | | 04/28/2021 | 05/20/2021 |

- When viewing **Pending** reports;

1. You can track the progress of your pending samples. Sampled will tell you when you sampled and sent in your material. Arrived will let you know when we received the sample at the lab. As it continues through the process, completed will let you know the date that the results are available to be viewed and exported.

2. Once available, you can also view an image of your sample with the submittal information, tagged with our internal scan code. You may do so via the magnifying glass to the left of the 'Pending' status.

Dashboard | Forage and Feed Data | Specialty Report | **Manure Data** | Water Data | Global Data Summary | Sample Submission | Bulk Export

Viewing Sample Information & Analysis Results Report Reset Filter

Page size: 100 568 items in 6 pages

| Status | Lab ID | Acc Last Name | Farm Name | Sample Description | Feed Class | Sampled | Arrived | Completed | Toxin |
|------------------------------|---------|-------------------------------|-----------|--------------------|---------------------|-----------------|------------|------------|-------|
| <input type="checkbox"/> All | Select | Batch Code From Code To | | | | | | | go |
| <input type="checkbox"/> | Pending | 30309084 | WARD | RICHARDSON, MARK | 910142 CHICKEN POOP | MANURE. POULTRY | 03/30/2021 | 04/02/2021 | |
| <input type="checkbox"/> | Pending | 29683306 | WARD | NO FARM NAME | MAPP DAY 3 253 | MANURE. SOLID | | 04/28/2021 | |



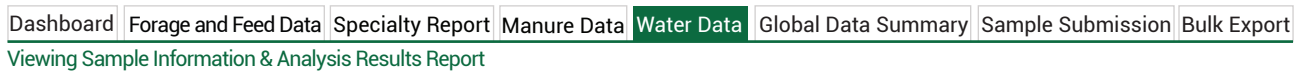
Viewing and Downloading Water Data Reports on CVAS Client Portal

To provide access to results for our users, CVAS has a client portal to include a “Water Data” tab that provides access to PDF and Excel downloadable files of all Water Data reported to our clients.

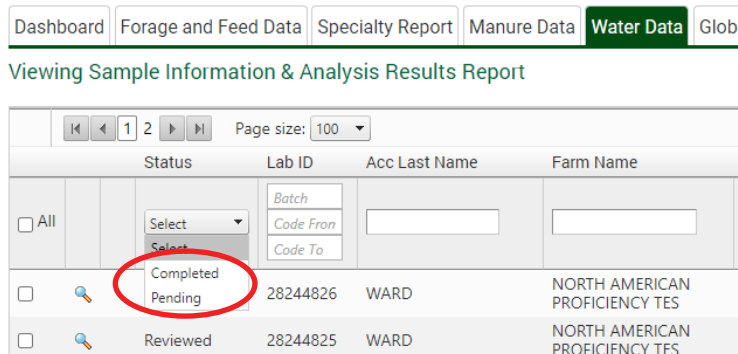
NOTES:

- Status ‘Completed’ will show you samples that have been completed and have results that are readily available.
- Status ‘Pending’ will allow you to view and track your sample through to completion.
- Lab ID ‘Batch’ refers to the first 5 digits of the Lab ID
- Lab ID ‘Code’ refers to the last 3 digits of the Lab ID

1. After logging into your CVAS client portal by using the Login link on the home page (www.foragelab.com) you will see a tab titled “Water Data”.



2. Once you have selected Water Data and are looking at your samples, you have two status options; **Completed or Pending**. You may export results for Completed samples or view the status of your Pending samples.




3. Drop down the ‘status’ menu to select Completed or Pending sample status.

4. When reviewing samples both Completed and Pending, you may narrow the search if you choose, by using fields such as Lab ID, account last name, farm name, sample description, and date completed. Search as desired, then click “Go” on the right-hand side. Export completed samples or view pending samples as desired.

- When exporting Completed reports, you have a few options;

1. Select sample(s) by **selecting them separately** or by clicking "**select all**", and then downloading an **excel report** on the right hand side. This report will include all samples selected.

Dashboard Forage and Feed Data Specialty Report Manure Data **Water Data** Global Data Summary Sample Submission Bulk Export

Viewing Sample Information & Analysis Results Report  Reset Filter

Page size: 100 174 items in 2 pages


| | Status | Lab ID | Acc Last Name | Farm Name | Sample Description | Feed Class | Sampled | Arrived | Completed | Toxin |
|------------------------------|-----------|--|----------------------|----------------------|----------------------|----------------------|------------|------------|--|-----------------------------------|
| <input type="checkbox"/> All | Completed | <input type="text" value="Batch"/> <input type="text" value="Code From"/> <input type="text" value="Code To"/> | <input type="text"/> | <input type="text"/> | <input type="text"/> | <input type="text"/> | | | <input type="text"/> <input type="text"/> | <input type="button" value="go"/> |
| <input type="checkbox"/> | Completed | 30018231 | WARD | GRENAAT CH DAIRY | BASIC WATER SAMPLE | WATER | 03/01/2021 | 03/02/2021 | 03/08/2021 | |
| <input type="checkbox"/> | Completed | 29438194 | CVAS | KAHRE FARMS | WATER | WATER | 10/28/2020 | 10/29/2020 | | |

OR

2. You can select the **magnifying class** on the left side of each sample and separately download PDF's for each desired sample.

* Please keep in mind, this process can only be done for one report at a time.

Dashboard Forage and Feed Data Specialty Report Manure Data **Water Data** Global Data Summary Sample Submission Bulk Export

Viewing Sample Information & Analysis Results Report  Reset Filter


Page size: 100 174 items in 2 pages

| | Status | Lab ID | Acc Last Name | Farm Name | Sample Description | Feed Class | Sampled | Arrived | Completed | Toxin |
|------------------------------|-----------|--|----------------------|----------------------|----------------------|----------------------|------------|------------|--|-----------------------------------|
| <input type="checkbox"/> All | Completed | <input type="text" value="Batch"/> <input type="text" value="Code From"/> <input type="text" value="Code To"/> | <input type="text"/> | <input type="text"/> | <input type="text"/> | <input type="text"/> | | | <input type="text"/> <input type="text"/> | <input type="button" value="go"/> |
| <input type="checkbox"/> | Completed | 30018231 | WARD | GRENAAT CH DAIRY | BASIC WATER SAMPLE | WATER | 03/01/2021 | 03/02/2021 | 03/08/2021 | |
| <input type="checkbox"/> | Completed | 29438194 | CVAS | KAHRE FARMS | WATER | WATER | 10/28/2020 | 10/29/2020 | | |

- When viewing Pending reports;

1. You can track the progress of your pending samples. 'Sampled' will tell you when you sampled and sent in your material. 'Arrived' will let you know when we received the sample at the lab. As it continues through the process, 'Completed' will let you know the date that the results are available to be viewed and exported.

Dashboard Forage and Feed Data Specialty Report Manure Data **Water Data** Global Data Summary Sample Submission Bulk Export

Viewing Sample Information & Analysis Results Report  Reset Filter

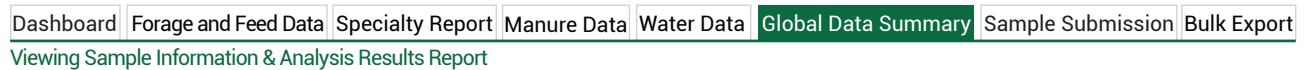
| | Status | Lab ID | Acc Last Name | Farm Name | Sample Description | Feed Class | Sampled | Arrived | Completed | Toxin |
|------------------------------|---------|--|----------------------|-----------------------------|----------------------|----------------------|------------|------------|--|-----------------------------------|
| <input type="checkbox"/> All | Pending | <input type="text" value="Batch"/> <input type="text" value="Code From"/> <input type="text" value="Code To"/> | <input type="text"/> | <input type="text"/> | <input type="text"/> | <input type="text"/> | | | <input type="text"/> <input type="text"/> | <input type="button" value="go"/> |
| | Pending | 30433014 | WARD | NORTH AMERICAN PROF TESTING | NAPT 2021 306 | WATER | 05/09/2021 | 05/11/2021 | | |
| | Pending | 30433013 | WARD | NORTH AMERICAN PROF TESTING | NAPT 2021 305 | WATER | 05/09/2021 | 05/11/2021 | | |



Viewing and Downloading Global Data Summary Reports on CVAS Client Portal

To provide access to the extensive CVAS database of samples results for our users, CVAS has a client portal to include a "Global Data Summary" tab that provides access to PDF downloadable files of summarized data specific to the clients needs.

- After logging into your CVAS client portal by using the Login link on the home page (www.foragelab.com) you will see a tab titled "Global Data Summary".



- Select the 'Global Data Summary' tab and drop down all menus you would like to use in your search, selecting and filtering as you go.
- Click "Submit" on the bottom, once all desired fields are filtered.

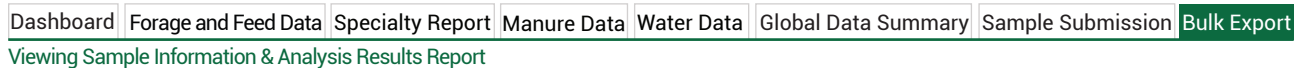
- If all required fields have been filtered, the global data within your search will automatically export and pop up as a download.
- Open and save the exported PDF for your records.



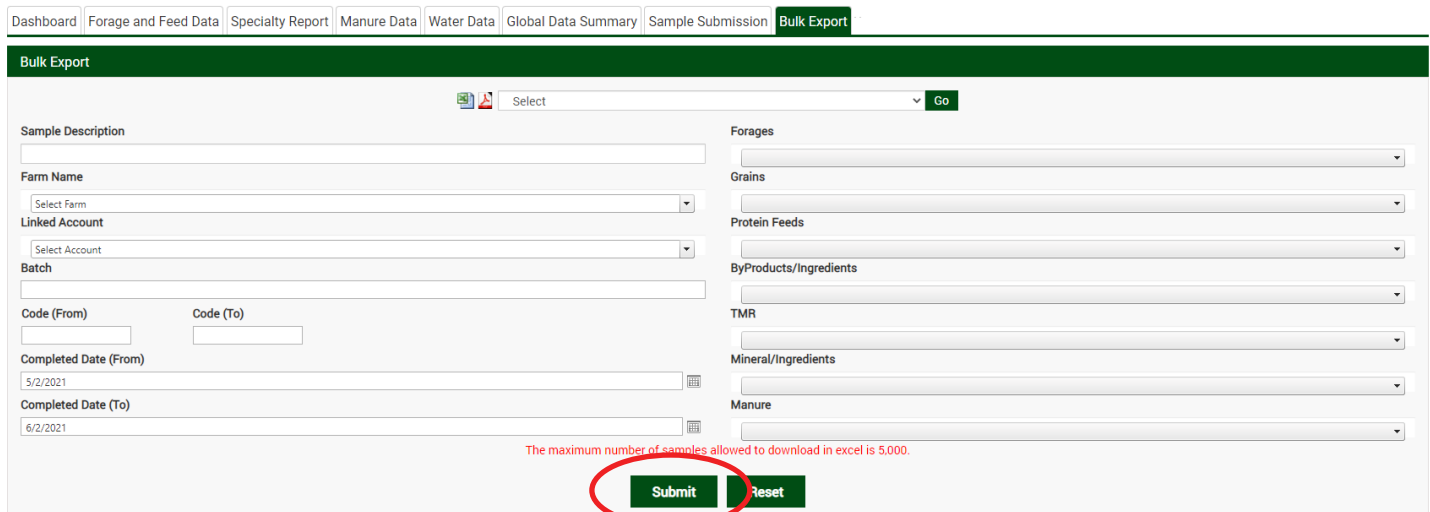
Viewing and Downloading Bulk Export Data Reports on CVAS Client Portal

To provide access to historic results for our users, CVAS has a client portal to include a **"Bulk Export"** tab that provides access to PDF and Excel downloadable files of client samples that can be sorted and/or organized based on category options within the database.

- After logging into your CVAS client portal by using the Login link on the home page (www.foragelab.com) you will see a tab titled **"Bulk Export"**.



- Once you are on the Bulk Export Data tab, use the drop-down menus to filter your results. You may search by using fields such as description, farm name, date ranges, forages, protein feeds, and other items.
- Once you've selected your search criteria, click submit below.



- Results available will be shown below the search options above. Select results as desired separately, or select all to download up to 5,000 results at a time via excel.
- Using the menu at the top of the page, choose the excel icon to select all results in a CSV file format, the PDF icon to download PDFs of each report or using the drop-down menu choose from several summary reports that will summarize all data from those samples.